

# The Effects of Inner and Outer Green Supply Chain and Eco-Drawing on the Environmental Sustainability in Indonesia

Prasetyo Iswahyudi<sup>#1</sup>, Dewie Tri Wijayati<sup>#2</sup>, Soedjarwo<sup>\*3</sup>, Sugi Hartono<sup>\*4</sup>

<sup>#1,2,3,4</sup>Management Education Department, Universitas Negeri Surabaya, Surabaya, Indonesia

<sup>1</sup>mrprasetyo25@gmail.com

<sup>2</sup>dewietriwijayati@unesa.ac.id

<sup>3</sup>soedjarwo9@gmail.com

<sup>4</sup>sugihartonounesa@gmail.com

**Abstract**-The growing attention towards the supply chain due to the extensive achievements of organizational goal is the motivation of this study. Thus, the goal associated with this article is to explore the links of inner and outer green supply chain management (GSCM) and eco-drawing on the environmental sustainability in Indonesia. The goals also consist the mediating role of government elasticity among the links of inner and outer GSCM, eco-drawing and environmental sustainability. The data were gathered from the workers of the quality management department with the help of questionnaires and analyzed the data by PLS-SEM. The findings show that inner and outer GSCM and eco-drawing have positive link with the environmental sustainability. The results also show that government elasticity has positive mediation among the nexus of inner and outer GSCM, eco-drawing and environmental sustainability. This study is suitable for the policymakers while making the policies regarding environmental sustainability along with GSCM and firm performance.

**Keywords;** Inner and Outer Green Supply Chain Management, Eco-drawing, Environmental Sustainability, Government Elasticity

## 1. Introduction

Ecological contamination is increasing distress all around the earth. Amplify in greenhouse productions has a poor effect on the ecological honesty of the earth. The main reason for ecological deprivation is amplified by industrialization all around the earth. In the year 2016, there has been an important growth in the contamination; Indonesia is between the most horrible 30 countries which are artificial by air contamination. As well as Indonesia has 2 of its towns in the top 10 most contaminated towns of the earth [1]. This is containing a bad issue on the climatic circumstances of the kingdom. Conversely, Indonesia is a rising nation and the development of industrialization is a planned problem for the financial development of the state. In the year 2016, instability both ecological and financial presentation the executive loom of green supply chain management (GSCM) has been urbanized [2]. The idea of GSCM aspires to mix the

environment point of view into the supply chain management, as decorated by a lot of writers. Textile industries all over the earth are applying GSCM systems to deal with the difficulty of ecological deprivation [3].

In Indonesia, require a study on GSCM and its contact on the governmental presentation is the issue of why just a small part of the corporations is applying these performs. As a result, aspire of this study is to estimate the presence of an association after applying GSCM performs. For this reason, in the current investigation, the Indonesian textile industries applying GSCM have been measured in arrange to estimate the power of GSCM on economic and ecological presentations. Four proportions have been examined, i.e. governmental participation, supplier collaboration, improvement in the investment, and eco-drawings. The result of these proportions has been estimated on the financial and ecological presentation of the textile industries in Indonesia [4]. The inspiration behind the research is because of alertness that there have been an amplifying in metal pollution of the exterior soil in manufacturing city of Jakarta, amplify in the attention of Nickel (Ni), Cadmium (Cd), Zinc (Zn), lead (Pb), and chromium (Cr) has been decorated (Zhu, Sarkis, & Geng [5]. The idea of this investigation is to discover the GSCM performs and their connection with the governmental presentation. More purposely, this investigation discovers the cause of GSCM hard work and other governmental issues on dense presentation of small and medium enterprises (SMEs) that provide as dealers to big client dense in the textile industry [6].

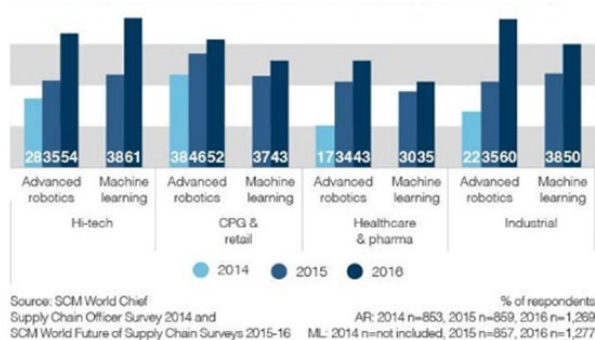
This piece of writing examined the contact of 5 determinant of green supply chain performance on governmental presentation in the circumstances of Indonesia manufacturing dense. An example of 218 dense was composed of the developed industry [7]. Green supply chain performs were calculated through five self-governing variables as well as green developed, green obtaining, green knowledge methods, collaboration with clients, and eco-drawings [8]. By using investigative issues and instantaneous failure investigation, the

outcomes point out that not including the green obtaining, the remaining four self-governing variables have been originating statistically important to calculate the governmental presentation [9]. On the other hand, the eco-drawing of green performs pursued by the green knowledge methods has exposed by the most contact o governmental presentation . As a result, the directors of the developed dense should not just apply eco-drawing in their provide chain but also focus on good observing and achievement of green knowledge methods to amplify their dense presentation [8]. The main involvement of this investigation from a hypothetical area is that it is probable to observe a harmful cause of “green obtaining” towards governmental presentation mostly in circumstances of the Indonesian manufacturing textile industry [10]. Another important conclusion is that green obtaining is an essential antecedent of dense financial presentation in the US developed dense, while not radically connected to governmental presentation is our learning. Additionally, we also talk about investigate the limitations, regions for future investigation, and suggestions for practitioners [11].

The remaining of the thesis is ready as follows; part 2 recognized the important journalism analysis; in part 3 the suggestion of the study are definite; part 4 explains the resources and methods planned; part 5 describes information analysis; part 6 talk about the conclusions of the research and lastly in part 7 main profits of the research are summarized [12].

**Table 1.** Outer loading

		2014	2015	2016
		%	%	%
<b>Hi-tech</b>	Advance robotics	28	35	54
	Machine learning	0	38	61
<b>CPG and retail</b>	Advance robotics	38	46	52
	Machine learning	0	27	43
<b>Health care and pharmacy</b>	Advance robotics	17	34	43
	Machine learning	0	30	35
<b>Industrial</b>	Advance robotics	22	35	60
	Machine learning	0	38	50



**Figure 1.** Technology is important and disruptive to supply chain strategy in Indonesia

## 2. Literature review

Industrialization performs a vital job in the financial development of a government in the pharmacy organization. But it is dependable on the ecological impacts. In the present trade ecologic, GSCM is being observed as a vital philosophy in sequence to better the benefits while decreasing the harmful impact of the trade methods in the surroundings. GSCM operations are connected to the idea of an industrial ecosystem [13]. The industrial ecosystem was described in the past study as a regular arranging shape for the several facets of ecological organization [14]. It sees the industrial globe as a normal system a piece of the limited ecosystems and worldwide biosphere. The industrial ecosystem presents an essential understanding of the rate of modeling the trading method on ecosystems to get a well ecological presentation [15].

Many studies have enumerated the significance of this issue with variety of factors that prevail between the growths of children’s. Various regulations have been given in number of studies, where the adaptive cognitive regulation has been shown among the parenting stress which the parent bears while having the growth of their children’s. Some studies have mentioned the maladaptive emotion regulations toward the children’s where the children’s weep during nights and have growth factors while the parents are stressed to awake the whole nights for the sake of children’s, in fact parents possess some sort of love which allows them to bear anything related to their children’s. Parenting stress have been viewed in many studies where the gap has not been mentioned about the growth of children and some sort of other perspectives that are not achieved while helping in growth of their children’s, whereas higher motives prevail behind their satisfaction from children. Relationship belonging need amid mother and children is primary and cannot be neglected either.

A strategy one adopts in encountering a problem is a vital role in solving any stress and serving as a key factor to determine one’s well-beings and life quality. Cognitive emotion regulation is divided into two strategies namely maladaptive and adaptive. Each person develops a strategy which is in line with his/her condition. A stress condition may be suppressed using a chosen strategy so that it depends on whether a strategy may reduce or increase one’s stress in encountering a number of problematic conditions.

A research dealing with a parenting stress and cognitive emotion regulation among parents possessing down syndrome children being measured for eight months showed that high levels of maladaptive strategies related to high parenting stress, but after eight months some changes occurred and when maladaptive strategies were still continuously employed, the parenting stress decreased. This research result is supported by a previous research that when a maladaptive strategy was used by the

parents since their children were diagnosed for the first time to suffer from some disturbances or to have special needs, this strategy may change with the decreasing level of the use of a maladaptive strategy into an adaptive strategy in line with time passing and growing age and development in the children. This explains that the time passing and the children development influence the ways one takes in determining strategies may change.

Support develops as a context that supports one another by looking for a support namely belonging to or process in accepting a support namely acceptance. Support may give someone a feeling of social belonging as one's presence to be involved in activities and to interact one another. Another research stated that when one has a higher access to make relations to others, she/he will possess a stronger belonging and her/his parenting stress will be lower. Belonging is part of social support as a context of mutual support and of looking for a support. Still another research revealed that belonging has direct and negatively-correlated effects on stress and depression so that one experiences high stress and depression, if he/she is involved in an environment and feels that she/he is part of it, her/his stress and depression may decrease. Besides cognitive emotion regulation in the case of the parenting stress, support may also plays an important role in making mothers possessing children with special needs able to adapt themselves and find supports in caring and parenting their children with special needs. A research explained that the levels of the parenting stress the parents experience is correlated with supports, a higher support will reduce the parenting stress occurring to the parents. Support develops as a context supporting one another by looking for supports belonging or a process in accepting a support namely acceptance. Numerous researches have been managed to know the parts that avoid and assist in the completion of the GSCM. In a check of the past study six parts control the intention to accept the green advances for logistics job suppliers. The vital parts contain governmental, technological and ecological directions [16]. While in the purpose of the previous study a farm in which diverse parts of a green provide series are checked, and their result on all the creation methods are checked [17]. According to the past studies, client impact, green provide chain, government connection awareness are the major services that supported in completion GSCM practices and also recognize twenty important parts for the completion GSCM in pharmacy organization [18]. The important parts are set into four proportions: (1) supplier organization, (2) good recovering, (3) organization connection and (4) lifecycle organization. Afterward, a past study proposes a part analysis method to decrease the figure of important parts to six [19].

In these studies check GSCM practices completion among the Indonesian pharmaceutical organization. After this, check the result of GSCM works in Indonesia by

allowing for ISO eco-labeling and official reorganization. Green provides chain plans among skilled organizations and ecological maintainability are checked [20]. A GSCM copy using a better-slandered approach laid on the Analytical connection method. At the same time, use a multi slandered copy based on the Analytical connection method and objective scorecard to calculate the green supply chain presentation. Green supply chain utilizes a shape equation copy to confirm the presence of the GSCM works in the Indonesian pharmaceutical governments, finishing that GSCM has a helpful effect on the financial, ecological and prepared presentation. A normal resource copy laid on GSCM is charter sized by the past study to describe relevant presentation drivers and actions. Their research shows that to completion GSCM, organizations had to reduce their inner governmental borders, such as lack of help from directors or lack of ecological information [21]. Also, a government must have powerful inner resources, such as promise from the higher directors, to complete the GSCM successfully [22]. As showed by another pervious study also middle stage directors are considered important in completion GSCM by connecting with the cross-departmental ecological actions [23].

All the study checked reveals attractive impending, but its similar time shows the significance of rising analysis in connection to the general literature [24]. Our study, diversely from the analyzed papers, a goal to suggest a regular approach to calculate a green provide chain organization crash on industrial governmental presentation within the Indonesian literature, where technical context is poor in the pharmaceutical industry [25].

### 3. Hypotheses development

The past literature analysis highlights an observation of a helpful connection between the GSCM works and ecological presentation [26]. Based on the obtainable context in the present study it is understood that the completion of the GSCM works ensures a decrease of the ecological impacts that shows a point of power for a government [27]. Organize of hazardous waste, decreasing of hard waste and utilize of green rare matter together with the help of the government ensure to decrease the part of the ecological contamination [28]. So, the opening set of the hypothesis is described as follows:

**Hypothesis 1:** inner and outer GSCM have positive association with the environment sustainability in Indonesia.

The existing context exposes that there is a differing judgment about the betterment of the financial presentation after the completion of the GSCM performs [29]. For instance, in the previous study, we argue that the GSCM works better in the financial presentation within a government. Whereas, in another study, we have proposed that

GSCM works have a crash on the financial presentation of a government importantly in the little part. More significant it is well known that some students consider the need for aggressive connection completion of the GSCM work and financial presentation as a possible barrier [30]. These differing views regarding how the GSCM practices crash the financial presentation postulate. The financial presentation of a government can be bettered if their process costs are decreased [31]. So, the second set of the hypothesis is described as follows.

**Hypothesis 2:** Eco-drawing have positive association with the environment sustainability in Indonesia.

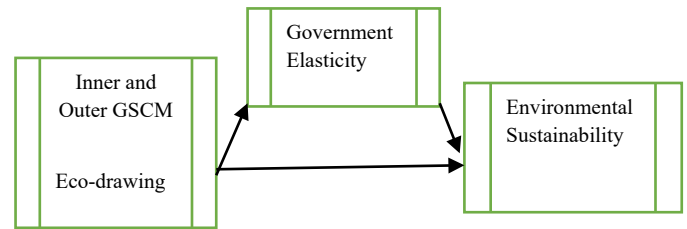
Governmental elasticity is measured as one of the presentation indexes of the GSCM. Governmental elasticity advises to the capacity of a government to correct with the uncertainly of the workplace [32]. The obtainable context gives a view of a helpful connection between the completion of the GSCM works and governmental elasticity [33]. According to past study, executing the inner and outer GSCM works helps in getting better government flexibility [34]. Also, eco-design inner and outer as the GSCM works has a helpful effect on governmental flexibility. In the past study, we showed the flexibility as one of the most understood presentation indicators [35]. So, laid on the obtainable context it can be understood that the GSCM works have a helpful effect in the governmental flexibility, so the subsequent set of the hypothesis are proposed [36].

**Hypothesis 3:** Government elasticity has positive mediation among the links of inner and outer GSCM and environmental sustainability.

**Hypothesis 4:** Government elasticity has positive mediation among the links of eco-drawing and environmental sustainability.

**4. Research methods**

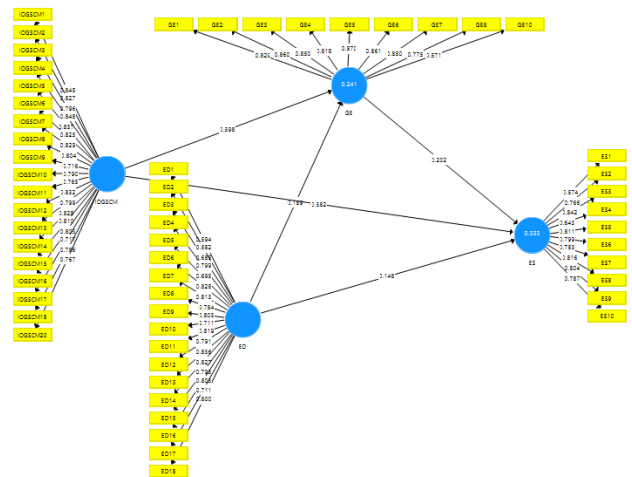
The goal associated with this article is to explore the links of inner and outer GSCM and eco-drawing on the environmental sustainability in Indonesia. The goals also consist the mediating role of government elasticity among the links of inner and outer GSCM, eco-drawing and environmental sustainability [27]. The data were gathered from the workers of the quality management department with the help of questionnaires and analyzed the data by PLS-SEM. The inner and outer GSCM (IOGSCM) has 20 items, eco-drawing (ED) has 18 items, government elasticity (GE) has 10 items and environmental sustainability (ES) has items. These variables are mentioned in Figure 2.



**Figure 2:** Theoretical Framework

**5. Findings**

The convergent validity show the high relationship between the items because all the standards are fulfilled like loadings and AVE are larger than 0.50 while CR and Alpha are more than 0.70 and these stats are shown in Table 2. The convergent validity is the indication of selecting the best items in the study and high nexus among the items show that items collectively measure the same variable that is necessary to test the hypotheses.



**Figure 3.** Measurement model

Discriminant and convergent validity are assessed in the first part. Composite reliability Average Variance Extracted, and factor loadings are used for examining the convergent validity. As suggested by literature, the value of factor loading for every element must not be greater than 0.4. In the similar way, the value of composite reliability must be greater than 0.7 and that of AVE to be lesser than 0.5. Table 1, 2, and 3 and figure 2 shows the results of assessment for inner model. The results reflect that the value of AVE is greater than 0.5 and value of composite reliability is greater than 0.7. Some elements in factor loadings with value less than 0.4 were removed to obtain the satisfactory level of validity.

**Table 2.** Convergent Validity

Items	Loadings	Alpha	CR	AVE
IOGSCM1	0.592	0.968	0.963	0.587
IOGSCM10	0.714			
IOGSCM11	0.817			
IOGSCM12	0.795			
IOGSCM13	0.839			
IOGSCM14	0.828			
IOGSCM15	0.795			
IOGSCM16	0.807			
IOGSCM17	0.714			
IOGSCM18	0.802			
IOGSCM2	0.587			
IOGSCM3	0.689			
IOGSCM4	0.798			
IOGSCM5	0.696			
IOGSCM6	0.822			
IOGSCM7	0.815			
IOGSCM8	0.789			
IOGSCM9	0.807			
ED1	0.846	0.967	0.970	0.642
ED10	0.771			
ED11	0.764			
ED12	0.830			
ED13	0.797			
ED14	0.820			
ED15	0.830			
ED16	0.808			
ED17	0.716			
ED18	0.771			
ED2	0.832			
ED20	0.769			
ED3	0.798			
ED4	0.842			
ED5	0.839			
ED6	0.821			
ED7	0.821			
ED8	0.809			
ED9	0.719			
ES1	0.579	0.922	0.936	0.586
ES10	0.785			
ES2	0.764			
ES3	0.840			
ES4	0.641			
ES5	0.812			

ES6	0.798			
ES7	0.782			
ES8	0.811			
ES9	0.806			
GE1	0.824	0.937	0.949	0.661
GE10	0.572			
GE2	0.863			
GE3	0.855			
GE4	0.810			
GE5	0.871			
GE6	0.867			
GE7	0.852			
GE8	0.774			

The discriminant validity show the no high relationship between the constructs because all the standards are fulfilled like Heterotrait Monotrait ratio are not larger than 0.90 and these stats are shown in Table 3. This test show that variables that are selected in the study does not correlated among each other but if they are correlated that means both variables are measuring the same thing if one exist then there is no need of other and select another variable rather than this correlated variable.

**Table 3.** Validity matrix

	IOGSCM	ED	ES	GE
IOGSCM				
ED	0.239			
ES	0.269	0.531		
GE	0.244	0.471	0.41	

The path analysis show that IOGSCM and ED have positive association with the environmental sustainability and accept H1 and H2. In addition, government elasticity has positive mediation among the IOGSCM and environmental sustainability, ED and environmental sustainability and accept H3 and H4. These paths are shown in Table 4. The path analysis indicated that if one unit increase in the IOGSCM then, ES has also increase by 0.141 units and vice versa. In addition, if one unit increase in the ED then, ES has also increase by 0.380 units and vice versa. Moreover, if one unit increase in the GE then, ES has also increase by 0.209 units and vice versa. On the other hand, if one percent increase in GE the nexus among the IOGSEM and ES also increase by 0.037 percent and vice versa. While, if one percent increase in GE the nexus among the ED and ES also increase by 0.083 percent and vice versa.



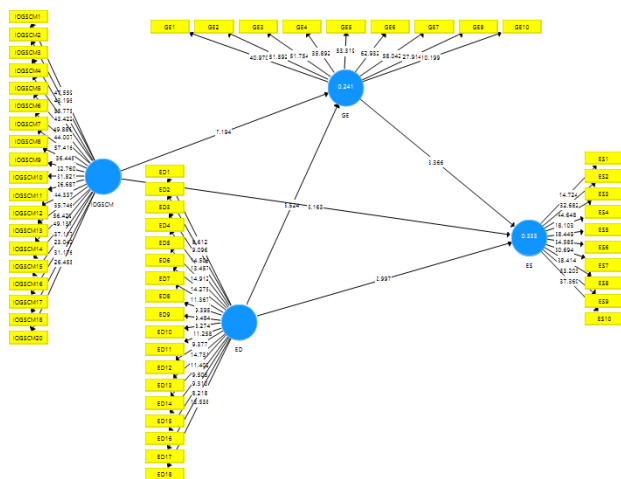


Figure 4. Structural Model

Table 4.Path Analysis

	Beta	S.D.	t-values	p-values
IOGSCM -> ES	0.141	0.057	2.508	0.016
ED -> ES	0.380	0.064	5.938	0.010
GE -> ES	0.209	0.068	3.073	0.012
IOGSCM -> GE -> ES	0.037	0.017	2.176	0.033
ED -> GE -> ES	0.083	0.028	2.964	0.024

6. Discussion

The findings show that inner and outer GSCM and eco-drawing have positive link with the environmental sustainability. The results also show that government elasticity has positive mediation among the nexus of inner and outer GSCM, eco-drawing and environmental sustainability. This study is suitable for the policymakers while making the policies regarding environmental sustainability along with GSCM and firm performance [37]. In the majority of the urbanized states, GSCM is a famous thought and is an organism applied with the big achievement. In Indonesia, the idea of the GSCM is comparatively fresh and its achievement is differing [38]. In reality, no one the public demands are forcing textile industries to apply these performs as the ecological contamination has to turn into a rising alarm in Indonesia. However, at a similar time, there is a universal fear regarding how these issues will concern the financial presentation [39]. For the above explanations, it is essential to growing a maintainable improvement of the manufacturing region recognizing GSCM performs as identified by some other writers between which is valuable to note [40]. Addressing the ecological feature helps in identifying the fresh chances, which guides towards the aggressive benefits? Starting plans the same as reprocessing of the waste, again use of the textile, cleaner invention, and waste organization can facilitate in achieving the ecological objectives. It has been confirmed that GSCM can be a vital factor in the development of the

universal presence of an association with an extra advantage of humanizing the market contest. Accepting GSCM and the mixture of interior issues with exterior issues is very helpful for the universal presence of a developed association. In different ways, the achievement of GSCM has both economic and non-economic profits [41].

7. Conclusion

The conclusion show that the industries of Indonesia have effective GSCM practices that is the reason of high environmental sustainability along with the high performance. GSCM operations presented by a government also recognize as the inner operations are observed serious for the betterment of governmental presentation. Managing the inner parts guide to the betterment of the government ecological presentation. Outer parts such as client and provider participation are calculated as parts affecting governmental presentation [42]. Rising relations with the outer powers, for instance, the organization, clients, providers, and the even challengers guide to advance ecological supply chain presentation. In calculation to the inner and outer parts, the good must be planned such that the misuse is decreased and can be recovered in Indonesia. Many studies have enumerated the significance of this issue with variety of factors that prevail between the growths of children's.

Another important conclusion is that green obtaining is an essential antecedent of dense financial presentation in the US developed dense, while not radically connected to governmental presentation is our learning. Additionally, we also talk about investigate the limitations, regions for future investigation, and suggestions for practitioners Various regulations have been given in number of studies, where the adaptive cognitive regulation has been shown among the parenting stress which the parent bears while having the growth of their children's. Some studies have mentioned the maladaptive emotion regulations toward the children's where the children's weep during nights and have growth factors while the parents are stressed to awake the whole nights for the sake of children's, in fact parents possess some sort of love which allows them to bear anything related to their children's. Various governments are annoying to better the GSCM. An ecological value performs a vital job in combining GSCM into the government's plans [43]. According to several students, by the raised governmental impacts, governments are now giving attention to the supply chain organization in the country of Indonesia [44]. Ecological provide chain organization as a method where services and goods are created by the green methods to complete the client load, the completion of GSCM can support a government to get an aggressive benefit over its challengers in pharmacy [45]. Support develops as a

context that supports one another by looking for a support namely belonging to or process in accepting a support namely acceptance. Support may give someone a feeling of social belonging as one's presence to be involved in activities and to interact one another. Another research stated that when one has a higher access to make relations to others, she/he will possess a stronger belonging and her/his parenting stress will be lower. Belonging is part of social support as a context of mutual support and of looking for a support. Still another research revealed that belonging has direct and negatively-correlated effects on stress and depression so that one experiences high stress and depression, if he/she is involved in an environment and feels that she/he is part of it, her/his stress and depression may decrease.

## 8. Limitations and Future Directions

This study has few future directions and limitations like it take only IOGSCM and eco-drawing to predict the environmental sustainability and pay less attention on other factors and suggested that upcoming study should add more factors in their evaluation [46,47]. In addition, ongoing study has also pay less attention on the moderating role on the model and recommended that future studies should incorporate this direction in their analysis.

## REFERENCES

- [1] S. Zhang, Georgiou, G., and Shu, H., *What aspects of the home literacy environment differentiate Chinese children at risk for reading difficulties from their not at risk controls?* Preschool and Primary Education, Vol 7, 1, pp. 1-18, 2019
- [2] M.G.M. Yang, Hong, P., and Modi, S.B., *Impact of lean manufacturing and environmental management on business performance: An empirical study of manufacturing firms.* International Journal of Production Economics, Vol 129, 2, pp. 251-261, 2011
- [3] X. Zhang, et al., *Young Chinese children's academic skill development: Identifying child-, family-, and school-level factors.* New directions for child and adolescent development, Vol 2019, 163, pp. 9-37, 2019
- [4] M.T. Yani, et al., *THE RELIGIOUS CONSTRUCTION OF KIAI ON PLURALISM AND MULTICULTURALISM.* El Harakah, Vol 20, 2, pp. 175, 2018
- [5] H.S. Ahmadi, Ansarifar, A., and Ansarifar, M., *Exploring the relationship between willingness to communicate in English, and social/cultural capital among Iranian undergraduate English majors.* Theory and Practice in Language Studies, Vol 5, 2, pp. 413-420, 2015
- [6] S. Ahmad, *Green human resource management: Policies and practices.* Cogent business & management, Vol 2, 1, pp. 1030817, 2015
- [7] A. Bask, et al., *Consumer preferences for sustainability and their impact on supply chain management: The case of mobile phones.* International Journal of Physical Distribution & Logistics Management, Vol 43, 5-6, pp. 380-406, 2013
- [8] D.E. Campbell. *What is education's impact on civic and social engagement.* in *Measuring the effects of education on health and civic engagement: Proceedings of the Copenhagen symposium.* 2006.
- [9] H. Basturkmen, *Dealing With Language Issues During Subject Teaching in EMI: The Perspectives of Two Accounting Lecturers.* TESOL Quarterly, Vol 52, 3, pp. 692-700, 2018
- [10] H. Furusawa, *An integrated approach to understanding Japanese students' classroom communication: a case study.* Unpublished dissertation, Vol pp. 2005
- [11] B. Fynes, De Búrca, S., and Marshall, D., *Environmental uncertainty, supply chain relationship quality and performance.* Journal of Purchasing and Supply Management, Vol 10, 4-5, pp. 179-190, 2004
- [12] R.B. Handfield, et al., *How can supply management really improve performance? A knowledge-based model of alignment capabilities.* Journal of Supply Chain Management, Vol 51, 3, pp. 3-17, 2015
- [13] S.Y. Çankaya and Sezen, B., *Effects of green supply chain management practices on sustainability performance.* Journal of Manufacturing Technology Management, Vol pp. 2019
- [14] F.G. Gilal, et al., *Promoting environmental performance through green human resource management practices in higher education institutions: A moderated mediation model.* Corporate Social Responsibility and Environmental Management, Vol 26, 6, pp. 1579-1590, 2019
- [15] H.S. Davis, et al., *Home literacy beliefs and practices among low-income Latino families.* Early Child Development and Care, Vol 186, 7, pp. 1152-1172, 2016
- [16] T.T. de Eça, et al., *Visual arts education and the challenges of the millennium goals,* in *The Palgrave Handbook of Global Arts Education.* 2017, Springer. p. 91-105.
- [17] J.M. Gidley, et al., *From access to success: An integrated approach to quality higher education informed by social inclusion theory and practice.* Higher Education Policy, Vol 23, 1, pp. 123-147, 2010

- [18] A. Fauzi, *Agama, Pancasila dan Konflik Sosial di Indonesia*. Lentera Hukum, Vol 4, 2, pp. 122-130, 2017
- [19] M. Fischer, *Peacebuilding and civil society in Bosnia-Herzegovina: Ten years after Dayton*. 2006: LIT Verlag Münster.
- [20] H. Han and Kim, Y., *An investigation of green hotel customers' decision formation: Developing an extended model of the theory of planned behavior*. International journal of hospitality management, Vol 29, 4, pp. 659-668, 2010
- [21] M.A. Irham, *PENGAMANAN PILAR BANGSA DAN MASA DEPAN NEGARA KESATUAN REPUBLIK INDONESIA*. KALAM, Vol 6, 1, pp. 125-150, 2012
- [22] O. Leirvik, *Interreligious studies: A relational approach to religious activism and the study of religion*. 2014: A&C Black.
- [23] T. Kayaoglu, *Constructing the dialogue of civilizations in world politics: a case of global Islamic activism*. Islam and Christian-Muslim Relations, Vol 23, 2, pp. 129-147, 2012
- [24] B. Maunah, *Social and Cultural Capital and Learners' Cognitive Ability: Issues and Prospects for Educational Relevance, Access and Equity Towards Digital Communication in Indonesia*. Journal of Social Studies Education Research, Vol 11, 1, pp. 163-191, 2020
- [25] Z. Irani, et al., *Enabling sustainable energy futures: factors influencing green supply chain collaboration*. Production Planning & Control, Vol 28, 6-8, pp. 684-705, 2017
- [26] K. Petljak, et al., *Green supply chain management in food retailing: survey-based evidence in Croatia*. Supply Chain Management: An International Journal, Vol pp. 2018
- [27] M.H. Nguyen, *Reflection on English Language Teacher Learning in Professional Experience, in English Language Teacher Education*. 2019, Springer. p. 169-185.
- [28] J. Perramon, et al., *Green practices in restaurants: Impact on firm performance*. Operations Management Research, Vol 7, 1-2, pp. 2-12, 2014
- [29] D.A. Yuarata, *Cultural influences on the oral communication strategies used by pre-service teachers and teacher educators: an investigation of English medium classrooms in Central Mindanao, the Philippines*. 2015, The University of Newcastle.
- [30] N.T. Pham, Tučková, Z., and Jabbour, C.J.C., *Greening the hospitality industry: How do green human resource management practices influence organizational citizenship behavior in hotels? A mixed-methods study*. Tourism Management, Vol 72, pp. 386-399, 2019
- [31] R. Yuan, Chen, Y., and Peng, J., *Understanding university teachers' beliefs and practice in using English as a medium of instruction*. Teaching in Higher Education, Vol pp. 1-16, 2020
- [32] T. Kayaoglu. *Constructing the Dialogue of Civilizations: A Case of Islamic Norm-Making in International Society*. in *APSA 2011 Annual Meeting Paper*. 2011.
- [33] M. Leong, et al., *How Islam influences end-of-life care: education for palliative care clinicians*. Journal of pain and symptom management, Vol 52, 6, pp. 771-774. e3, 2016
- [34] M.M. Jæger, *Does cultural capital really affect academic achievement? New evidence from combined sibling and panel data*. Sociology of education, Vol 84, 4, pp. 281-298, 2011
- [35] D. Marshall, et al., *Going above and beyond: how sustainability culture and entrepreneurial orientation drive social sustainability supply chain practice adoption*. Supply Chain Management: An International Journal, Vol pp. 2015
- [36] T. Jamal and Stronza, A., *Collaboration theory and tourism practice in protected areas: Stakeholders, structuring and sustainability*. Journal of Sustainable tourism, Vol 17, 2, pp. 169-189, 2009
- [37] S. Pinto and Araújo e Sá, M.H., *Language education policy in Portuguese public universities: the voices of institutional stakeholders*. Current Issues in Language Planning, Vol 20, 2, pp. 140-159, 2019
- [38] M. Weed, *Organizational culture and the leisure policy process in Britain: How structure affects strategy in sport-tourism policy development*. Tourism Culture & Communication, Vol 3, 3, pp. 147-163, 2001
- [39] U. Ramanathan, Bentley, Y., and Pang, G., *The role of collaboration in the UK green supply chains: an exploratory study of the perspectives of suppliers, logistics and retailers*. Journal of Cleaner Production, Vol 70, pp. 231-241, 2014
- [40] P. Weaver, *Transformative Change for an Inclusive Society:: Insights from Social Innovations and Implications for Policy Innovation and innovation Policy*. Vol pp. 2016
- [41] K.C. Tan, et al., *Supply chain information and relational alignments: mediators of EDI on firm performance*. International Journal of Physical Distribution & Logistics Management, Vol 23, 4, pp. 23-35, 2010
- [42] B.P. Tan, Naidu, N.B.M., and Jamil, Z., *Moral values and good citizens in a multi-ethnic society: A content analysis of moral education textbooks in Malaysia*. The Journal of Social Studies Research, Vol 42, 2, pp. 119-134, 2018
- [43] T. Schweizer, *Discrete structures in the social sciences: a preface to Vincent Duquenne's paper on material possessions*. Social science information, Vol 34, 2, pp. 249-252, 1995



- [44] M.R.M. Rameli and Jiar, Y.K., *Pedagogical benefits of youtube in improving hair styling performance and interest among learning disability students*. proceeding of new academia learning innovation (nali 2018) exhibition & competition, Vol pp. 35, 2018
- [45] B. Rammstedt, Danner, D., and Martin, S., *The association between personality and cognitive ability: Going beyond simple effects*. Journal of Research in Personality, Vol 62, pp. 39-44, 2016.
- [46] F. Sayfulina, A. Timerkhanov, R. Gatin, R. Sagdieva, & D. Husnutdinov, *Phraseological units in the tatar language containing the component of can (Künel)(SOUL)*.
- [47] S.H. Seggie, Kim, D., and Cavusgil, S.T., *Do supply chain IT alignment and supply chain interfirm system integration impact upon brand equity and firm performance?* Journal of business research, Vol 59, 8, pp. 887-895, 2006